

MITCA Michigan Meet of Champions @ Shepherd



Parking & Arrival Instructions

Shepherd High School
321 South 4th Street
Shepherd, MI 48883

(This address is the HS, the course is located to the West of the HS at the Track/Football Stadium)

The course opens at 11am, Athletes or Spectators will not be able to enter the facility until 11am.

Parking:

Attached are 2 maps that show the parking options.

The best Parking Spots are listed below in the order of Best to Worst.

Parking Lot #2

Parking Lot #3

Parking Lot #1

Parking Lot #4

Parking Lot #5

Parking Lot #7

Parking Lot #6

*Note you will have a short walk if you are in lots #4, #5, #7 or #6.

There are over 800 parking spots on site. It is important that ALL vehicles park in Shepherd Public School Parking spots.


DO NOT PARK ON THE STREET NEAR THE COURSE, DO NOT PARK ON THE GRASS AROUND THE SCHOOL, DO NOT PARK IN THE YARDS OF PEOPLE WHO LIVE NEAR THE COURSE. YOU WILL BE TOWED IF YOU PARK IN THESE LOCATIONS.

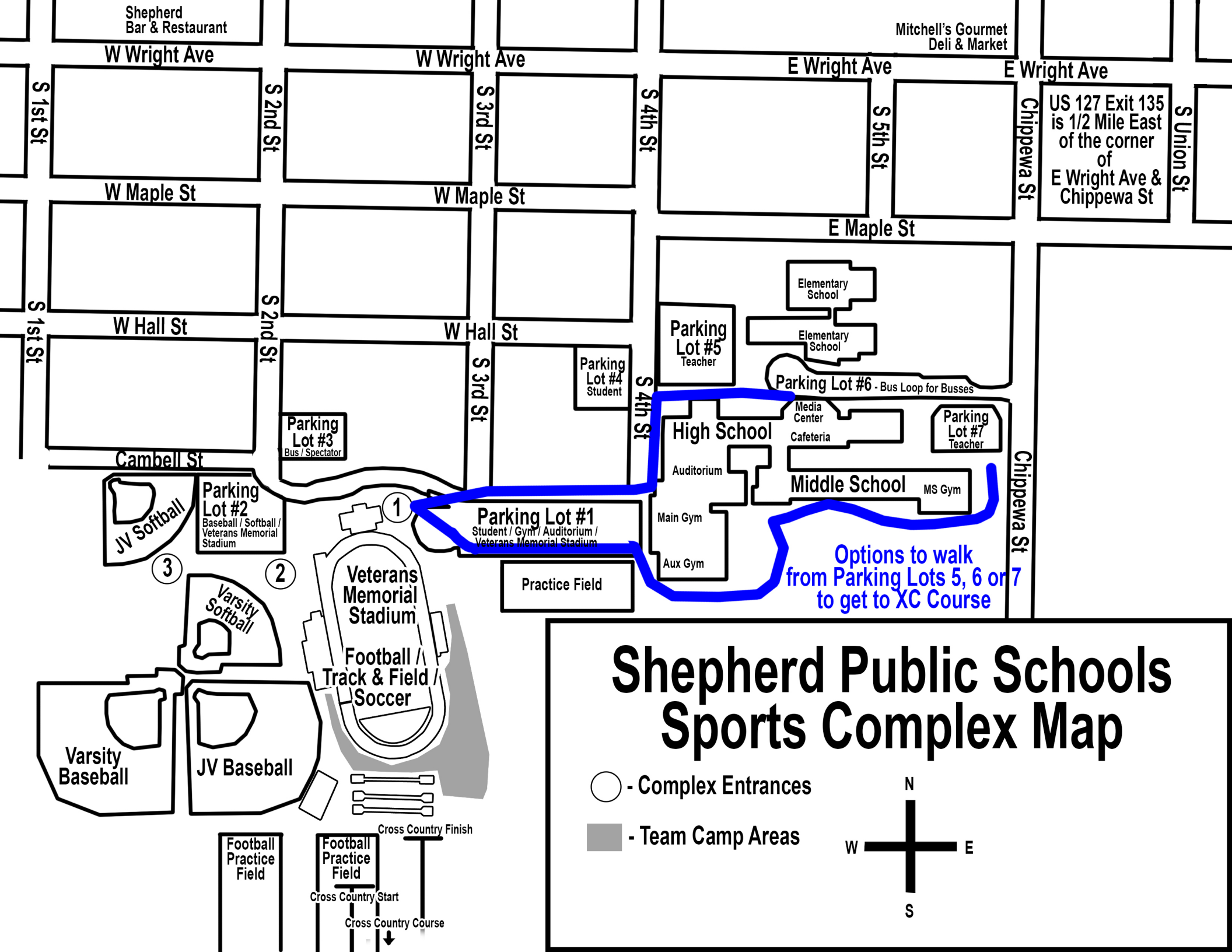
Entry:

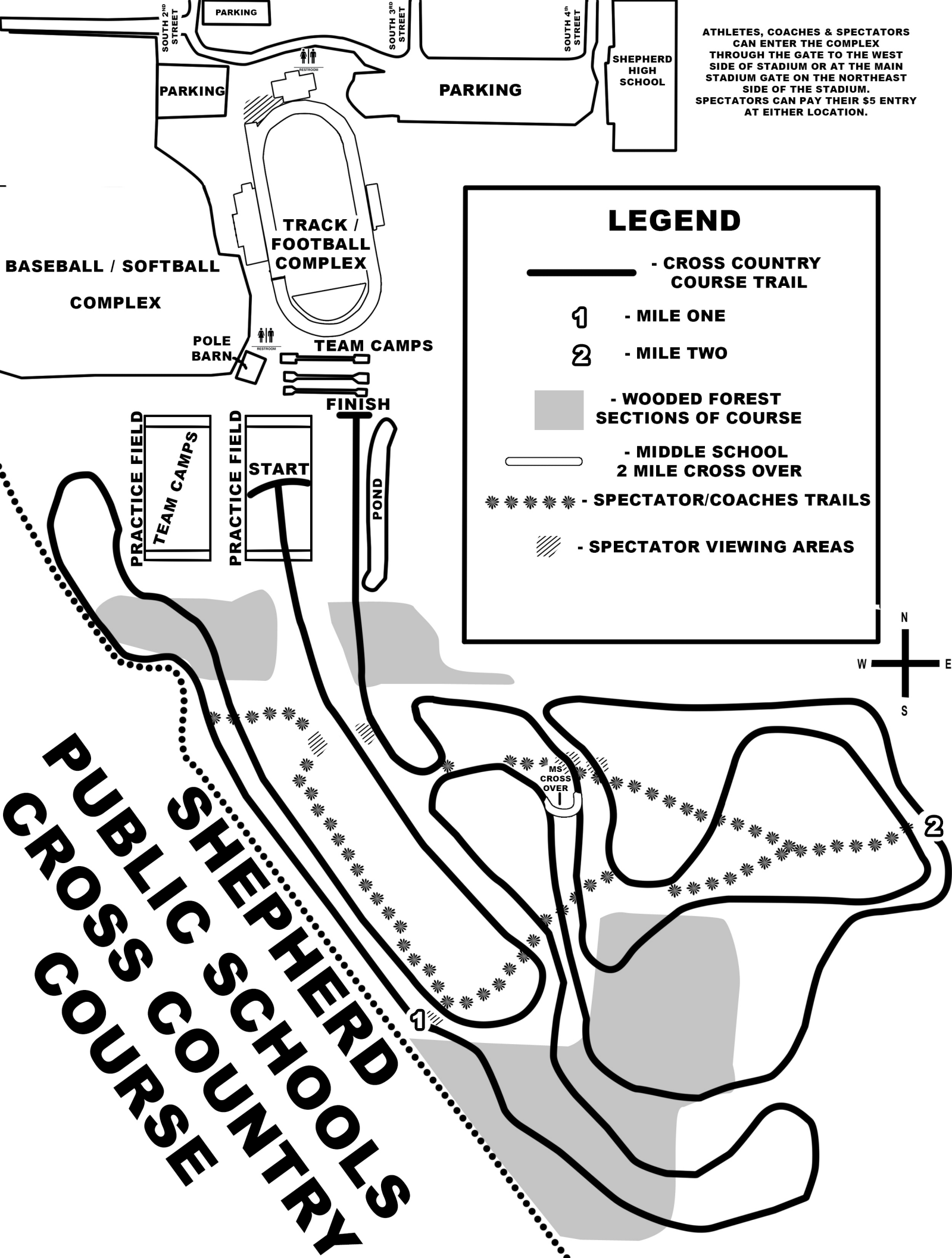
Athletes & Spectators can enter in two locations. Either at the gate to the West of the Stadium(best if parked in Lots #2 or #3) or at the main Stadium Gate to the North East of the Stadium(best if parked in Lots #1, #4, #5, #7 or #6)

Admission: \$5 entry fee for Spectators

2021 Michigan Meet of Champions Facility Map







ATHLETES, COACHES & SPECTATORS
CAN ENTER THE COMPLEX
THROUGH THE GATE TO THE WEST
SIDE OF STADIUM OR AT THE MAIN
STADIUM GATE ON THE NORTHEAST
SIDE OF THE STADIUM.
SPECTATORS CAN PAY THEIR \$5 ENTRY
AT EITHER LOCATION.

LEGEND

**- CROSS COUNTRY
COURSE TRAIL**

1 - MILE ONE

2 - MILE TWO

**- WOODED FOREST
SECTIONS OF COURSE**

**- MIDDLE SCHOOL
2 MILE CROSS OVER**

*** * * * * - SPECTATOR/COACHES TRAILS**

- SPECTATOR VIEWING AREAS

**SHEPHERD
SCHOOLS
CROSS
COUNTRY
COURSE**